

Reference Module

Preliminary

The Square SE series utilizes Seoul's high performing 3030 LEDs to deliver efficacies up to 190 Lm/W at typical driving currents. This solution features uniformity of light and color and enables easy installation with a Zhaga compatible mounting pattern.

Applications:



Features:

- High efficacy, long life
- Optimized for the Book 7 of ZHAGA standard
- 3 SDCM
- ROHS Compliant

Key Applications:

- Troffer Retrofit
- High Bay
- LED Panel
- Channel

Product Selection: SMJD-3424048G-XXN1_{I_F} = 700mA, T_c = 25°C

CCT	CRI	Flux		Dimension	Order Code
		Min.	Typ.		
3000	80	3920	4140	172.2 x 49.5	SMJD-3424048G-XXN100E14G038All
4000		4340	4510		SMJD-3424048G-XXN100E51E038All
5000					

Electro Optical Characteristics: SMJD-3424048G-XXN1_{I_F} = 700mA, T_c = 25°C

Parameter	Symbol	Value			Unit	Remark
		Min.	Typ.	Max.		
Luminous Flux	Φ_v ^[2]	3920	4140	-	lm	G
		4340	4510	-		C,E
Correlated Color Temperature ^[3]	CCT	4745	5028	5311	K	C
		3710	3985	4260		E
		2870	3045	3220		G
CRI	Ra	80	-	-	-	-
Input Voltage	VF	32.8	34.0	35.3	VDC	@700mA
Power Consumption	P	22.9	23.8	24.7	W	
Efficiency	LPW	-	168	-	Lm/W	G
		-	190	-		C,E

Notes:

- 1 Above data tested with constant typical current at T_c = 25°C.
- 2 Φ_v is the total luminous flux output measured with an integrated sphere.
- 3 Correlated Color Temperature is derived from the CIE 1931 Chromaticity diagram.
- 4 To use the module properly, recommend to drive the module by a Constant Current Source (CCS). But the Maximum output voltage of the CCS should be limited by referring this sheet.

Absolute Maximum Operating Specification: $T_c = 25^\circ\text{C}$

Model	Parameter	Symbol	Unit	Value	Remark
SMJD-3424048G-XXN1	Power Consumption	P	W	27.8	
	Forward Voltage	V_F	V	34.8	
	Driving Current ⁽²⁾	I_F	mA	800	
	Operating Temperature ⁽³⁾	T_C	$^\circ\text{C}$	- 40 ~ 85	Reference point
	Storage Temperature	T_{stg}	$^\circ\text{C}$	- 40 ~ 100	With no power
	ESD Sensitivity	-	KV	± 8	IEC Air
				± 4	HBM

Notes:

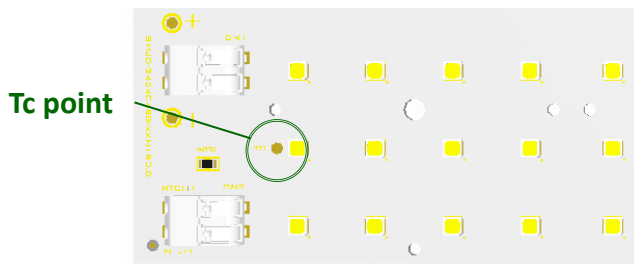
- 1 Above data tested with constant typical current at $T_c = 25^\circ\text{C}$.
- 2 Φ_v is the total luminous flux output measured with an integrated sphere.
- 3 Correlated Color Temperature is derived from the CIE 1931 Chromaticity diagram.
- 4 To use the module properly, recommend to drive the module by a Constant Current Source (CCS). But the Maximum output voltage of the CCS should be limited by referring this sheet.

Notes:

*Colors fully compliant with the CIE requested color temperatures on the following table:

Correlated Color Temperature	Nominal CCT	CCT (K)
C	5000 K	5028 ± 283
E	4000 K	3985 ± 275
G	3000 K	3045 ± 175

Illustration: How to predict components temperature



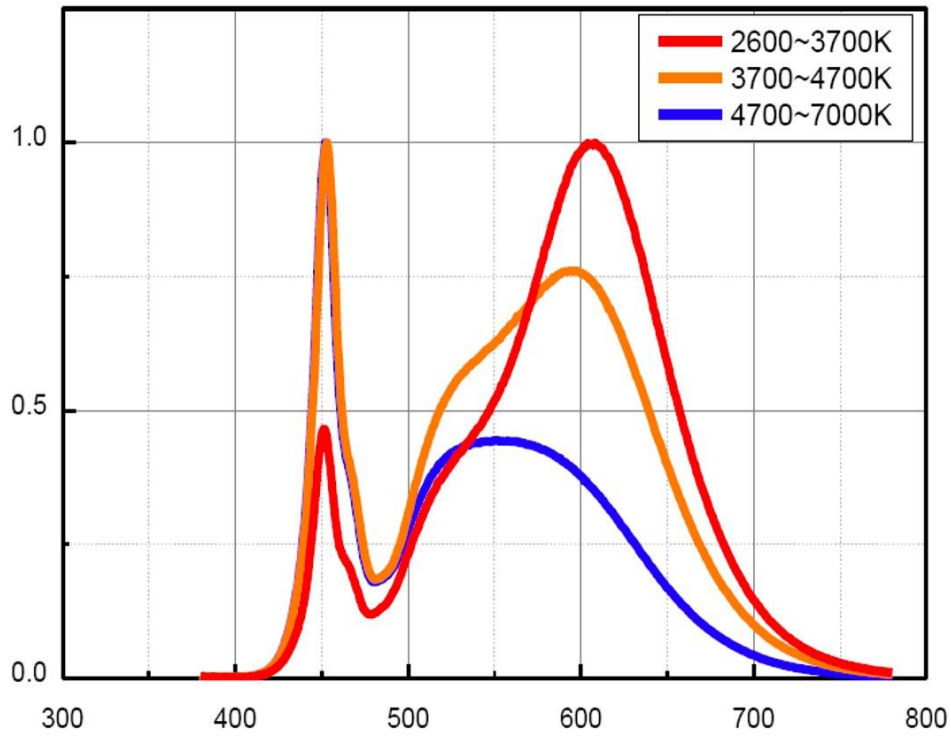
* Recommended Tc Testing point

Notes:

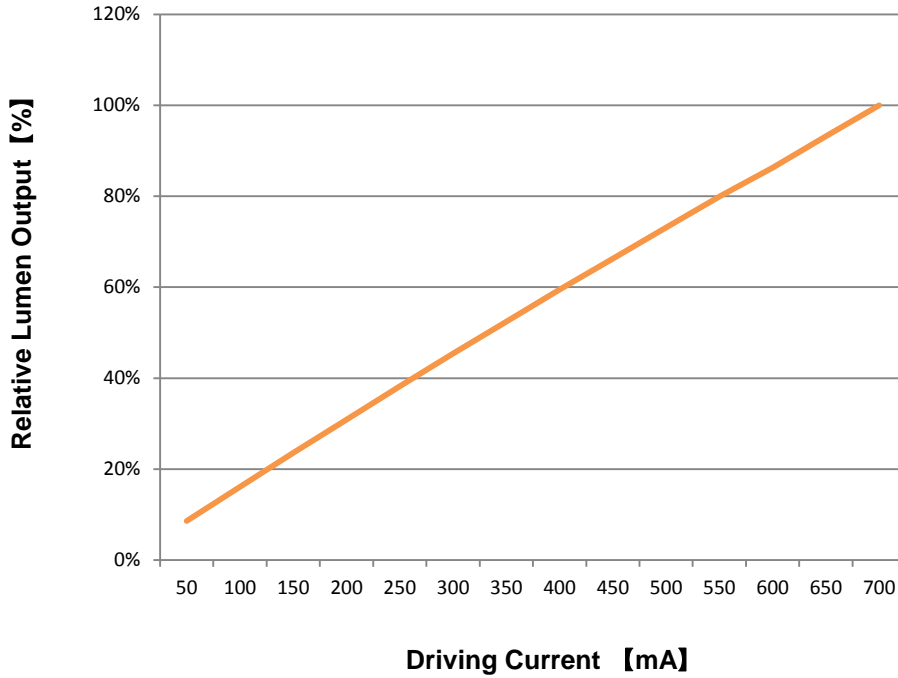
- 1 The modules must be operated within the operating conditions stated in the Absolute Maximum Operating Specifications.
- 2 Please use a Constant Current Source (CCS) to drive the module, the typical V_F of module is $32.8 V_{DC}$ and V_{F_MAX} is $35.3 V_{DC}$, respectively.
- 3 Operating temperature was tested at the assigned T_c point on the PCB.
- 4 To ensure the module works properly, T_c should refer to "Absolute Maximum Operating Specification".

Relative Spectral Distribution

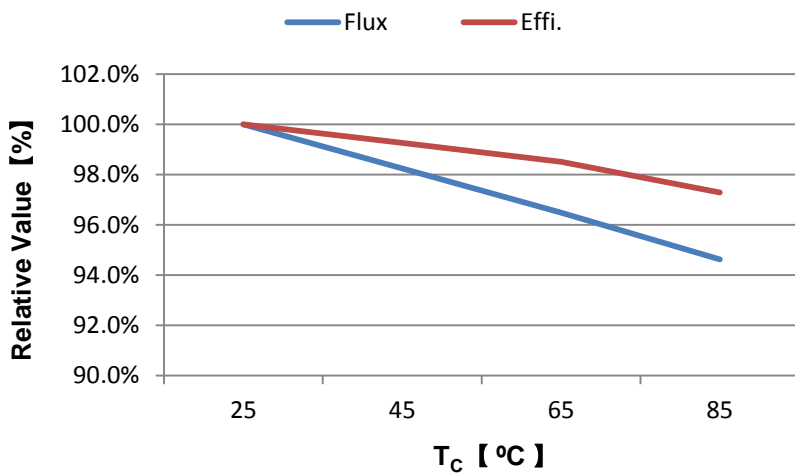
- Relative Spectral Distribution vs. Wavelength



- Scale ratio curve for related lumen output VS driving current, $T_c = 25\text{ }^\circ\text{C}$



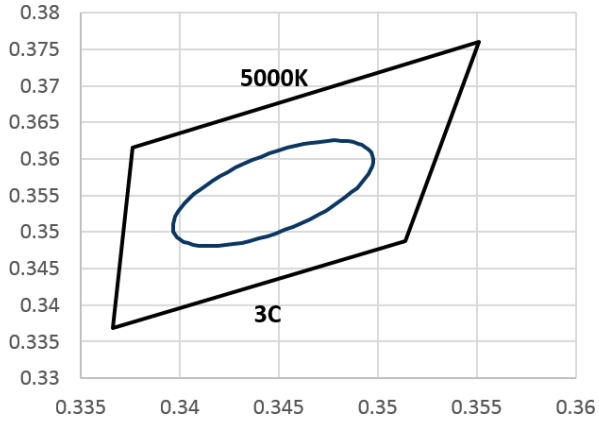
- Flux and Efficacy Versus Temperature at T_c (at I_f nominal)



T_c [°C]	Flux[%]	Efficacy[%]
25	100	100
45	98.2	99.3
65	96.5	98.5
85	94.6	97.3

Color Bin Structure

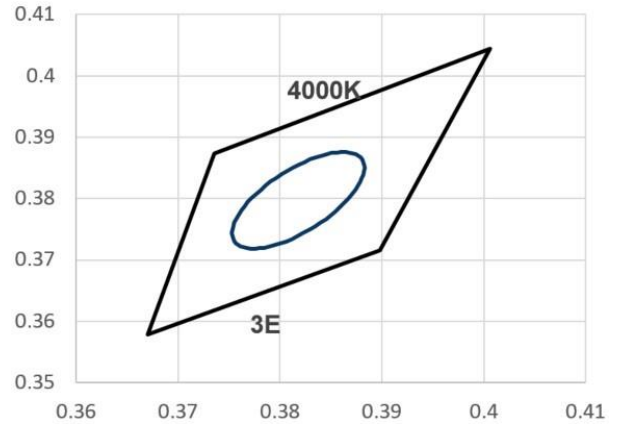
CIE Chromaticity Diagram (Cool white), $T_c = 25\text{ }^\circ\text{C}$



5000K 3 Step Ellipse

3C				
x	y	a	b	theta
0.3447	0.3553	0.0081	0.0035	60

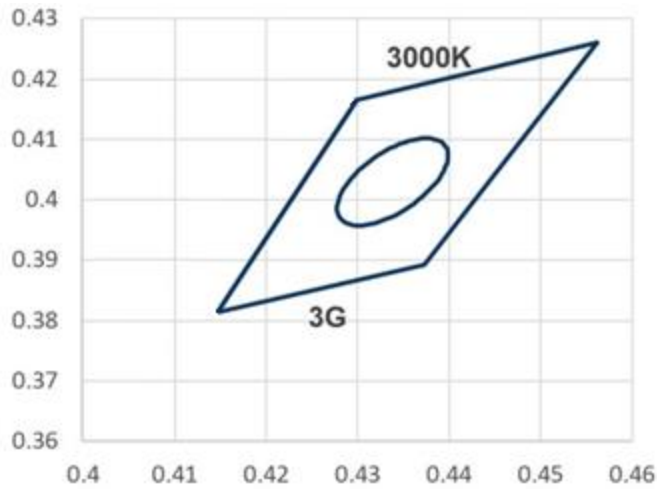
CIE Chromaticity Diagram (Nature white), $T_c = 25\text{ }^\circ\text{C}$



4000K 3 Step Ellipse

3E				
x	y	a	b	theta
0.3818	0.3797	0.0094	0.004	53

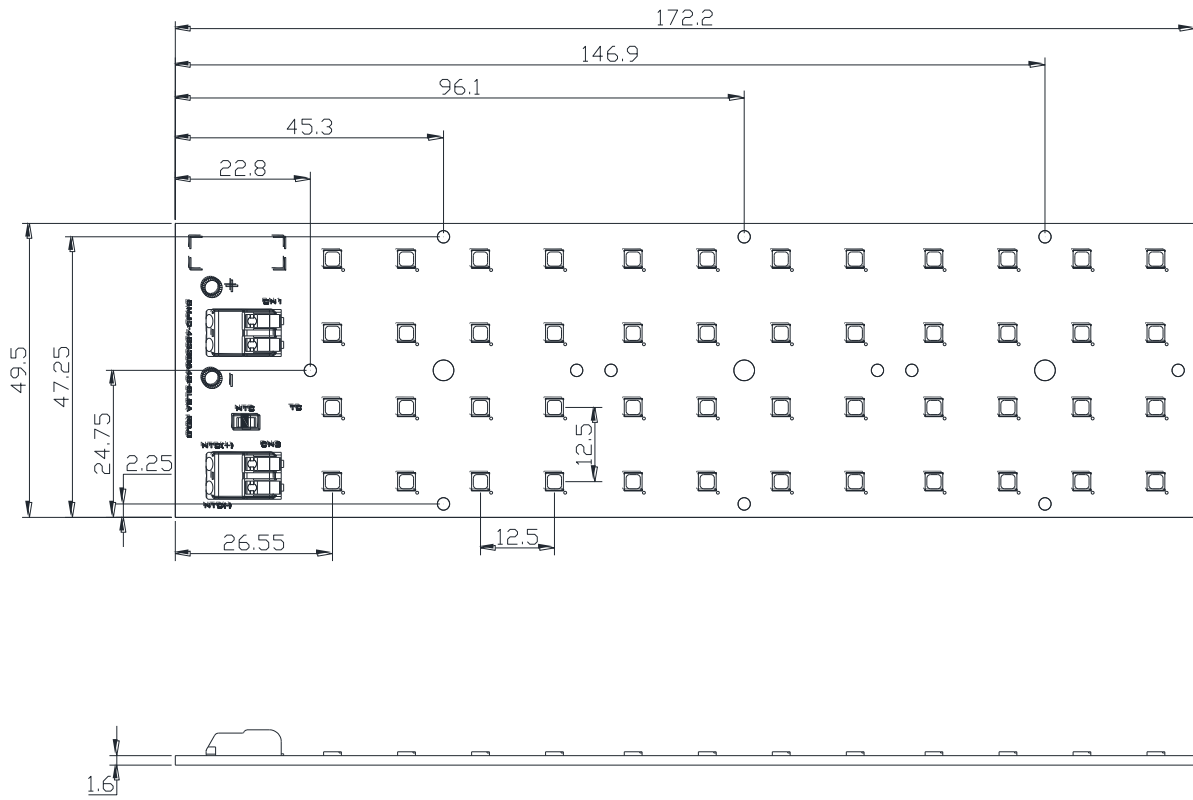
CIE Chromaticity Diagram (Warm white), $T_c = 25\text{ }^\circ\text{C}$



3000K 3 Step Ellipse

3G				
x	y	a	b	theta
0.4338	0.4030	0.0085	0.0041	53

Mechanical Dimensions



Dimension	Specification	Tolerance	Unit
Module Length	172.2	±0.3	mm
Module Width	49.5	±0.3	
Module Height	6.1	±0.3	
PCB Thickness	1.6	±0.2	

Product Nomenclature:

*Please refer to the following chart

S M J D - 34 24 048 G - XX N 1
 Seoul DC Module (A) (B) (C) (D) (E) (F) (G)

Voltage		Power		LED Qty			Type	Custom	Dimming	Etc
3	4	2	4	0	4	8	G	XX	N	1
0 0V	0 0V	0 0W	0 0W	0 0ea	0 0ea	0 0ea	G 3030	XX ref	N Norm	1 vers
1 10V	1 1V	1 10W	1 1W	1 100ea	1 10ea	1 1ea			D Dim	
2 20V	2 2V	2 20W	2 2W	2 200ea	2 20ea	2 2ea			E etc	
3 30V	3 3V	3 30W	3 3W	3 300ea	3 30ea	3 3ea				
-	-	-	-	-	-	-				
9 90V	9 9V	9 90W	9 9W	9 900ea	9 90ea	9 9ea				
A 100V		A 100W		A 1000ea						
B 110V		B 110W		B 1100ea						
-		-		-						
Z 350V		Z 350W		Z 3500ea						

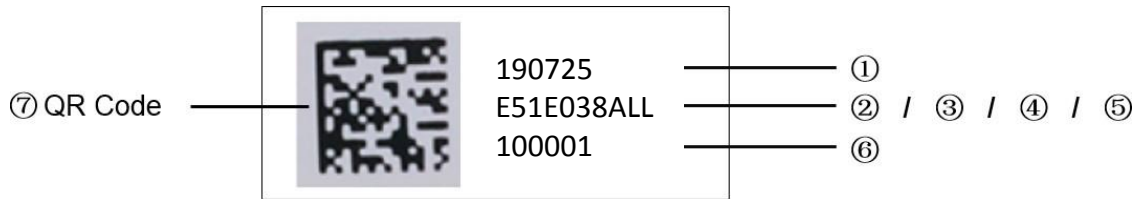
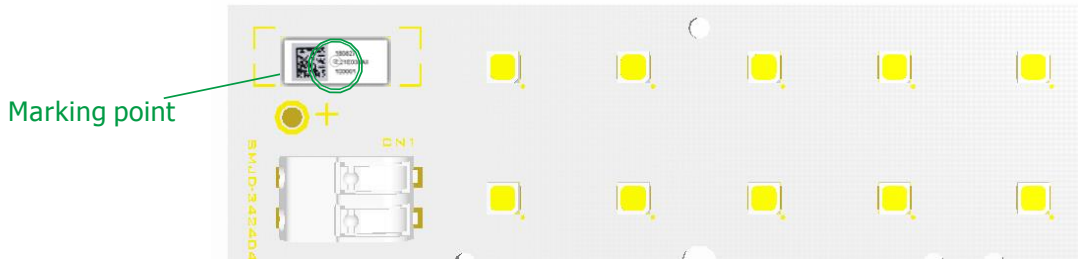
Product Nomenclature: Binning

*Please refer to the following chart

00 E51 E03 8 ALL
 (A) (B) (C) (D) (E)

Lens Type	Flux Bin	CCT Bin	CRI Bin	VF Bin
00	D30	E03	8	ALL
00 No Lens	E51 4510 lm	G03 3000k - 3 step	8 CRI 80	All 32.8 ~ 35.3V _{DC}
	E14 4140lm	E03 4000k - 3 step		
		C03 5000k - 3 step		

Marking Information



No.	Item	Information	Digits	Remark
①	Date	YYMMDD	6 Digit	SMT date
②	Flux ⁽¹⁾	E51	3 Digit	E51=4510lm
③	CCT	X03 3-step Mixing	3 Digit	X=C,E,G
④	CRI	8	1 Digit	CRI=80
⑤	V _F	ALL	3 Digit	
⑥	Lot No.	1	1 Digit	0~9,A~Z
	Sequence No.	00001	5 Digit	00001 ~ 99999
⑦	QR Code	QR Code	-	Please refer to below table

Note:

*Flux Bin - please refer to following chart for definitions:

Flux Bin Definitions

Symbol	lm	Symbol	lm	Symbol	lm	Symbol	lm
A50	500	D50	3500	G50	6500	J50	9500
B50	1500	E50	4500	H50	7500	K20	10200
C50	2500	F50	5500	I50	8500	L00	11000

Module QR Code Information

QR Code Information								
Items	Factory	SAP Code	SMT Date	MP Information	Line No.	Lot No.	Product	Note
Digits	1 Digit	7 Digits	6 Digits	10 Digits	1 Digit	1 Digit	5 Digits	In Total 31 Digits
Information	*	*****	YYMMDD	E51E03 8ALL	1~9, A~Z	1~9, A~Z	00001	

Notes:

- 1 QR coded information shall include the fields described in the table above.
- 2 Minimum size of QR code shall be 4.5 mm x 4.5 mm and a minimum QR code grade of 'C'.
* 'A' grading is preferred.
- 3 If the component is small to have a full label, it is acceptable to have only the QR code in minimum size of 6 mm by 6 mm printed on a label.
- 4 QR Code Example: *****190425E51E037ALL11100001

Label Information

PO Number 	XXXXXX ⁽¹⁾
Supplier Part Number 	SMJD-3424048G-XXN100E51E037ALL ⁽²⁾
Bin Code 	E51E038ALL ⁽³⁾
Quantity 	XX
Country of Origin 	XX ⁽⁴⁾
Date Code 	YYYYWW ⁽⁵⁾
Lot Code 	YYMDDXXXX-XXXXXX ⁽⁶⁾
	SEOL SEMICONDUCTOR CO.,LTD.

Notes:

- [1] This is customer's PO Number
- [2] Please refer to SPEC page 10 (30 digit code)
- [3] Please refer to SPEC page 10
- [4] Country of Origin: 2 digit code . For example : Chinese Code: CN
- [5] Date Code : YYYYWW : Packing Date: Year + Week
- [6] Lot Code :
Initial of manufacture is refer to the 2D code rule.
YYMDD : Packing Date (Oct. : A, Nov. : B, Dec. : C)
X : Initial of Manufacturer
XXXX : Sealing Pack No.
XXXXXXXX : SSC SAP Code
- [7] It is attached to the top left corner of the box.

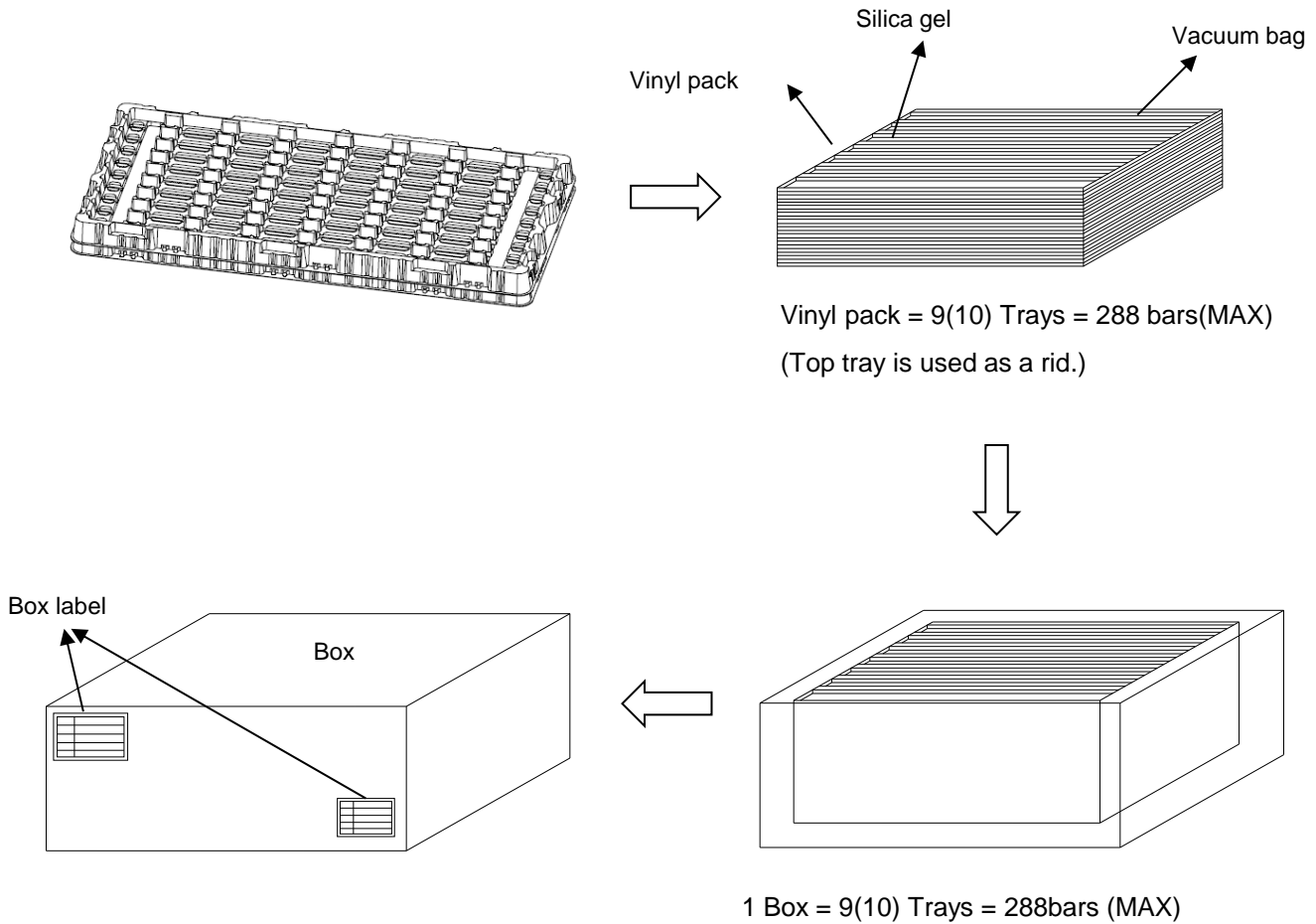
<p>TOTAL Quantity</p> <p>XX</p>
<p>SEOL SEMICONDUCTOR CO.,LTD.</p>

Notes:

- [1] Attached to the bottom right corner of the carton box.

Packaging Specification

Model	Tray		Box		Pallet	
	Size (mm)	Q'ty per tray (ea)	Size (mm)	Q'ty per tray (ea)	Size (mm)	Q'ty per tray (ea)
SMJD-3424048G-XXN1	530 x 430 x 27	32	545 x 445 x 196	288	1100 x 1100	5760





Storage before use

1. When storing devices for a long period of time before usage, please following these guidelines.
 - The devices should be stored in the anti-static bag that it was shipped in from Seoul-Semiconductor with opening
 - If the anti-static bag has been opened, re-seal preventing air and moisture from being present in the bag.



SEOUL SEMICONDUCTOR

Company Information

Seoul Semiconductor (SeoulSemicon.com) manufactures and packages a wide selection of light emitting diodes (LEDs) for the automotive, general illumination/lighting, appliance, signage and back lighting markets. The company is the world's fifth largest LED supplier, holding more than 10,000 patents globally, while offering a wide range of LED technology and production capacity in areas such as "nPola", deep UV LEDs, "Acrich", the world's first commercially produced AC LED, and "Acrich MJT - Multi-Junction Technology", a proprietary family of high-voltage LEDs. The company's broad product portfolio includes a wide array of package and device choices such as Acrich, high-brightness LEDs, mid-power LEDs, side-view LEDs, through-hole type LED lamps, custom displays, and sensors. The company is vertically integrated from epitaxial growth and chip manufacture in its fully owned subsidiary, Seoul Viosys, through packaged LEDs and LED modules in three Seoul Semiconductor manufacturing facilities. Seoul Viosys also manufactures a wide range of unique deep-UV wavelength devices.

Legal Disclaimer

Information in this document is provided in connection with Seoul Semiconductor products. With respect to any examples or hints given herein, any typical values stated herein and/or any information regarding the application of the device, Seoul Semiconductor hereby disclaims any and all warranties and liabilities of any kind, including without limitation, warranties of non-infringement of intellectual property rights of any third party. The appearance and specifications of the product can be changed to improve the quality and/or performance without notice.